

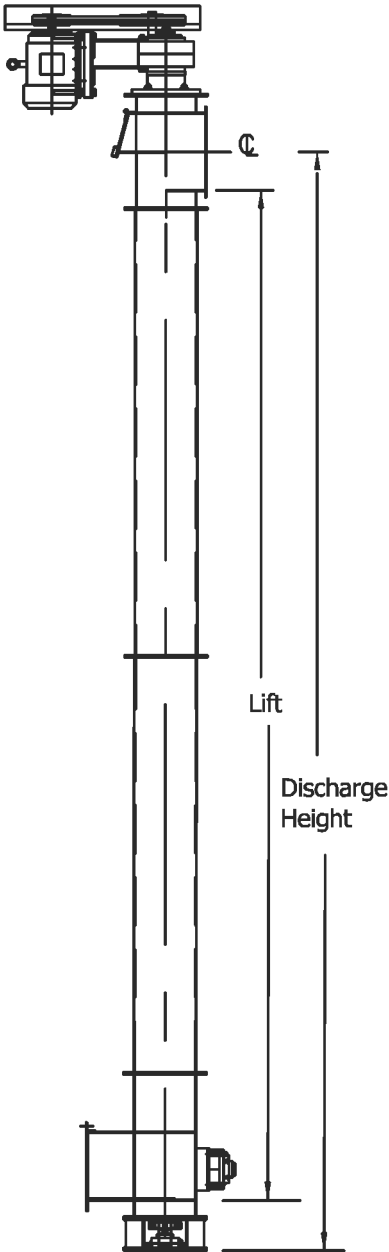
VERTICAL SCREW CONVEYOR DESIGN WORKSHEET

PAGE:
1 OF 2

Quote #: _____

Date: _____

Name: _____



Customer Information

Customer: _____

Address: _____

Contact: _____

Phone: () _____ Ext.: _____

Fax: () _____

Email: _____

Material Properties

Material: _____ Density: _____ LB/Cu.Ft.

Temp.: _____ °F Moisture: _____ %

Capacity: _____ (CFH) (LBS/HR) (TPH) (MTPH) (BPH)

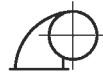
Vertical Conveyor Description

Qty.: _____ Dia. _____ X _____ Lift

Inlet Type



Straight Intake - Feed screw can be LH or RH
Vertical screw can be LH or RH



Right-Hand Offset Intake - Feed screw MUST be LH
Vertical screw MUST be RH



Left-Hand Offset Intake - Feed screw MUST be RH
Vertical screw MUST be LH

Special Instructions _____



**Design
Engineering
Manufacturing**

KWS MANUFACTURING CO., LTD.

3041 CONVEYOR DRIVE
BURLESON, TX 76028

Phone: (817) 295-2247

Fax: (817) 447-8528

Website: www.kwsmfg.com

Email: sales@kwsmfg.com

VERTICAL SCREW CONVEYOR DESIGN WORKSHEET

PAGE:
2 OF 2

Customer: _____

Vertical Conveyor Description

Screw Dia.: _____ (RH) (LH) Pitch _____ Flight Thickness: _____

Pipe Size: _____ Pipe Schedule: _____ Shaft Size: _____ Flight Welding: _____

Stabilizer Style: Standard Not Required
 Spider

Bearing Type: _____

Tubular Trough Thickness: _____

Tubular Trough Fastener Type: _____ Gasket: _____

Tubular Trough Type Non-split
 Split

Drive Components

Drive: HP: _____ RPM: _____ Voltage: _____

Motor: _____ Reducer: _____ Motor Mount: _____

Finish Requirements

Welds

	Interior	Exterior
Standard Clean Up	<input type="checkbox"/>	<input type="checkbox"/>
180 Grit	<input type="checkbox"/>	<input type="checkbox"/>
120 Grit	<input type="checkbox"/>	<input type="checkbox"/>
Bead Blast	<input type="checkbox"/>	<input type="checkbox"/>


Steel Surfaces

	Interior	Exterior
Standard Clean Up	<input type="checkbox"/>	<input type="checkbox"/>
180 Grit	<input type="checkbox"/>	<input type="checkbox"/>
120 Grit	<input type="checkbox"/>	<input type="checkbox"/>
Bead Blast	<input type="checkbox"/>	<input type="checkbox"/>

Other: _____

Surface Coating

Standard KWS Gray Enamel Other _____
 Hot Dip Galvanized _____



**Design
Engineering
Manufacturing**

KWS MANUFACTURING CO., LTD.

3041 CONVEYOR DRIVE
BURLESON, TX 76028

Phone: (817) 295-2247

Fax: (817) 447-8528

Website: www.kwsmfg.com

Email: sales@kwsmfg.com